

KPRIET collects the feedbacks/surveys on continuous basis from all the stakeholders. Students Satisfaction Survey (SSS) is one among these surveys. This survey includes majorly the questionnaire recommended by NAAC. Apart from Teaching-Learning and Evaluation aspects, the survey includes mentoring system and students welfare aspects too. The organization of survey, guidelines, questionnaire and the results are provided as follows.

A student will have to respond to all the questions given in the following format with her/his sincere effort and thought. Her/his identity will not be revealed.

a) Yes                      b) No

C) Branch / Department :

a) Female      b) Male      c) Transgender

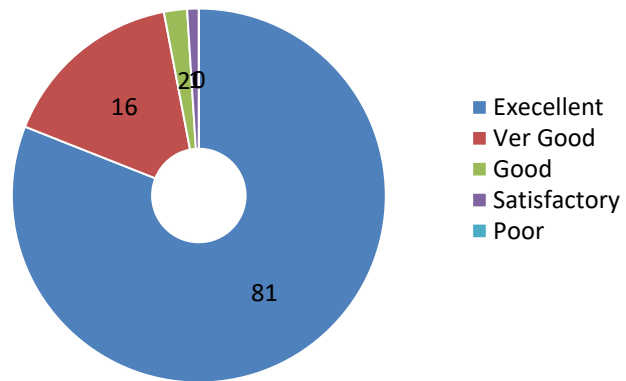
a) Bachelor's    b) Master's    c) Doctorate

- All questions should be compulsorily attempted.
- The form contains 1-5 as a rating for each question, 1 is considered as poor (Low) and 5 is considered as excellent (High), choose the most appropriate one.
- The responses given by the students for the questionnaire provided are given below.

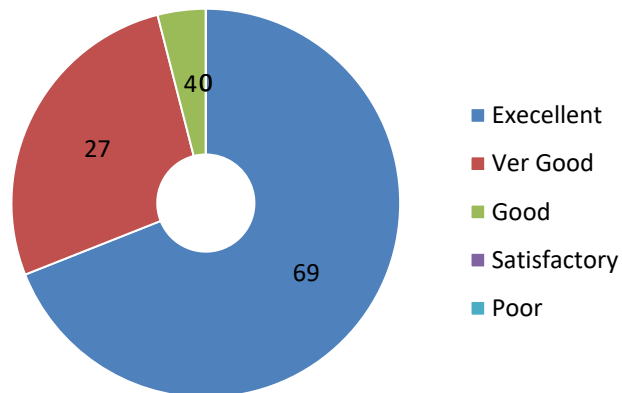
A donut chart illustrating the distribution of responses for the question 'How much of the time do you feel that you are being treated fairly?'. The chart is divided into five segments representing different percentage ranges of 'fair' treatment. The largest segment, in blue, represents '85 % to 100 %' and accounts for 92% of the responses. The next largest, in red, represents '70 % to 84 %' and accounts for 5% of the responses. A small green segment represents '60 % to 79 %' at 2%, a purple segment represents '50 % to 59 %' at 1%, and a very small cyan segment represents 'Below 50 %' at 0%.

Percentage Range	Count
85 % to 100 %	92
70 % to 84 %	5
60 % to 79 %	2
50 % to 59 %	1
Below 50 %	0

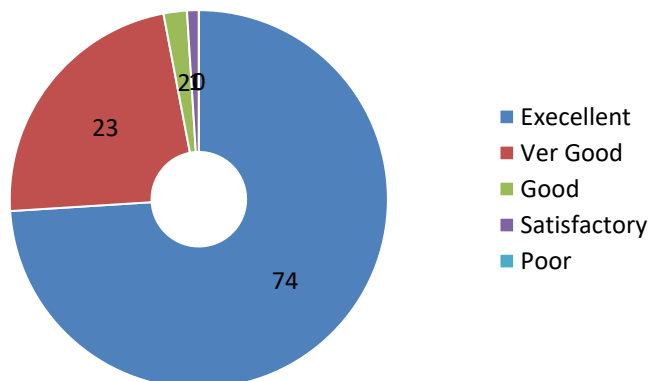
**2. How well did the teachers prepare for the classes?**



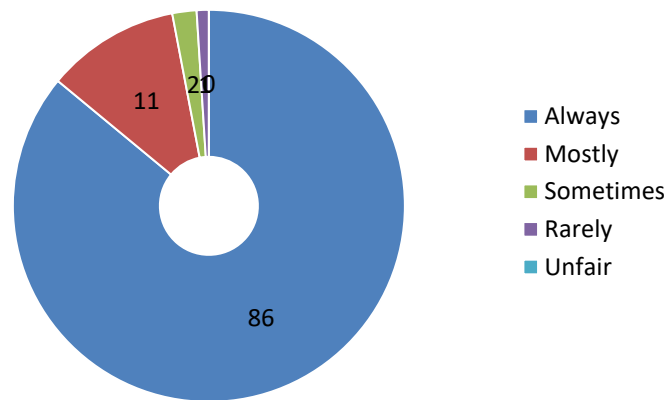
**3. How well were the teachers able to communicate?**



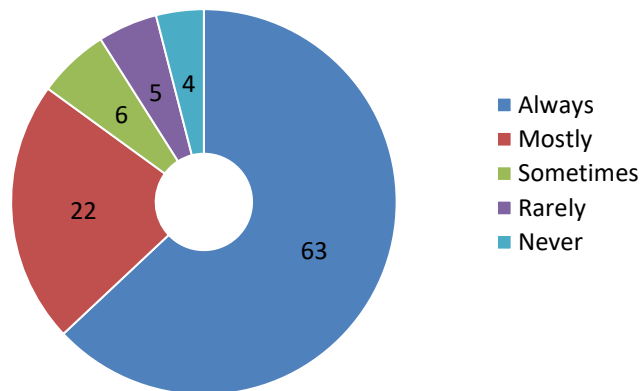
**4. The teacher's approach to teaching can best be described as**



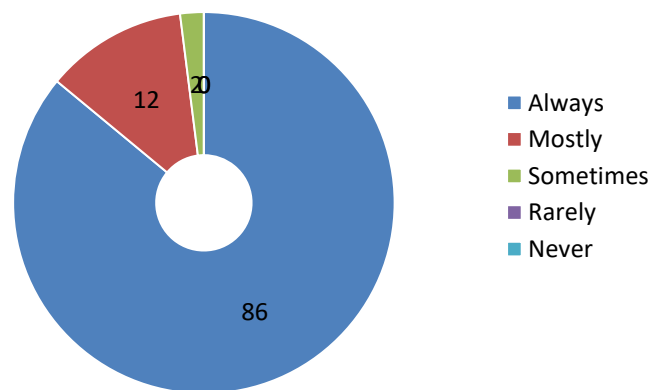
**5. Fairness of the internal evaluation process by the teachers**



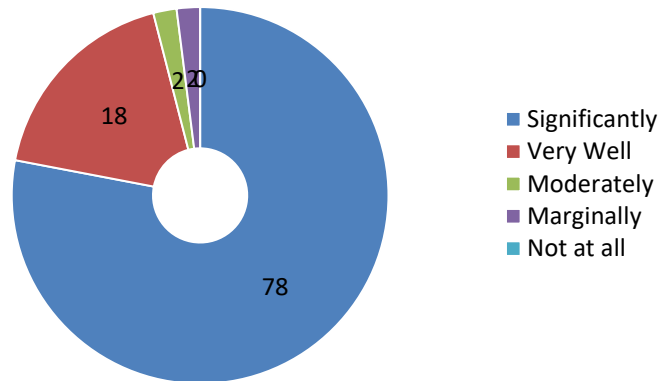
**6. Was your performance in assignments discussed with you?**



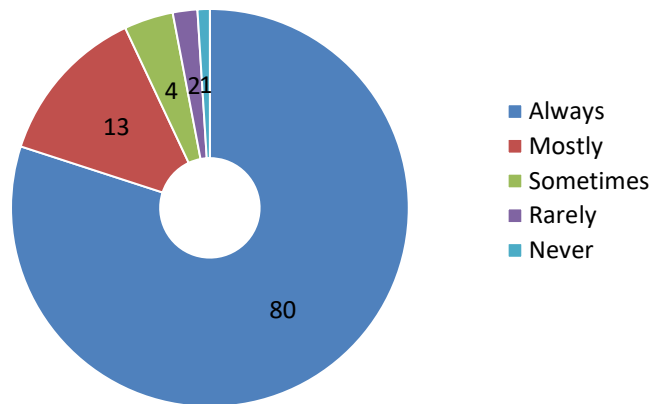
**7. The institute takes active interest in promoting internship, student exchange, field visit opportunities for students**



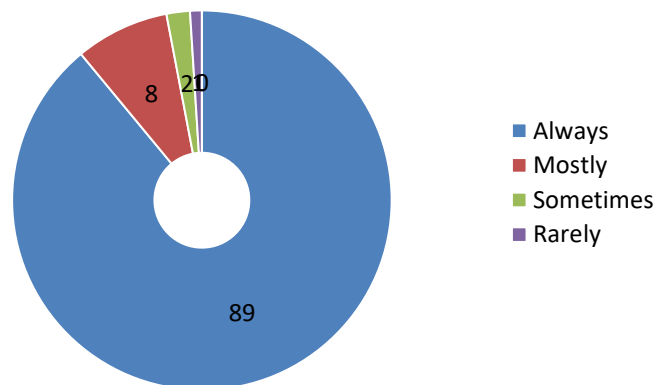
**8. The teaching and mentoring process in your institution facilitates you in cognitive, social and emotional growth**



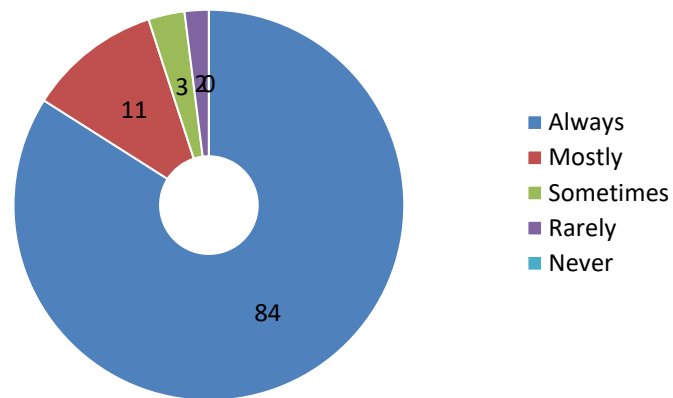
**9. The institution provides multiple opportunities to learn and grow**



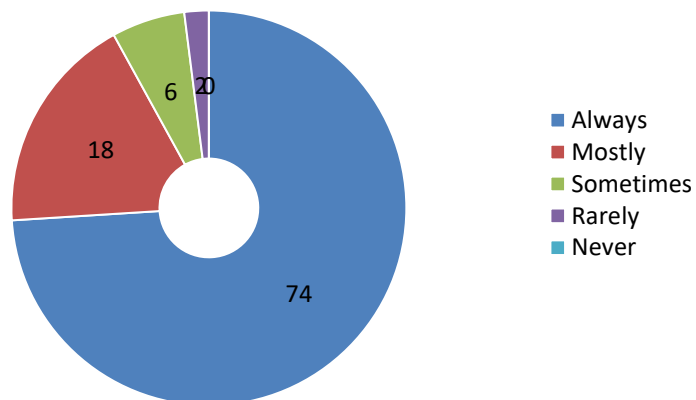
**10. Teachers inform you about your expected competencies, course outcomes and programme outcomes**



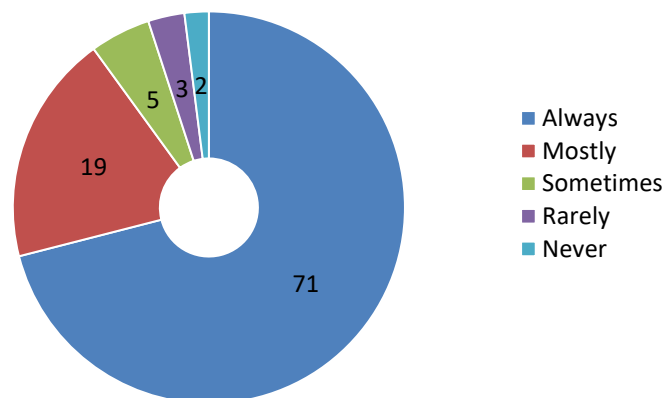
**11. Your mentor does a necessary follow-up with an assigned task to you**



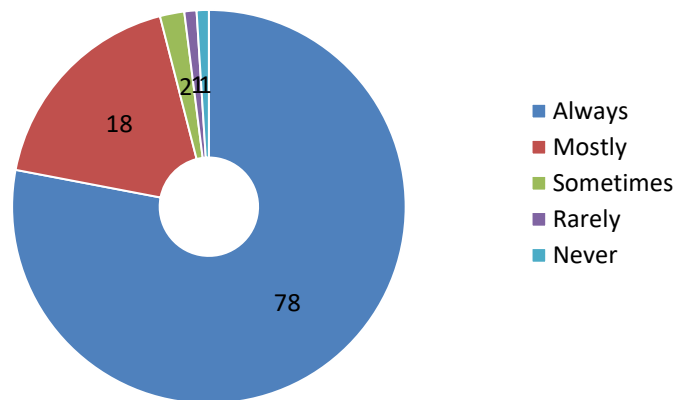
**12. The teachers illustrate the concepts through examples and applications**



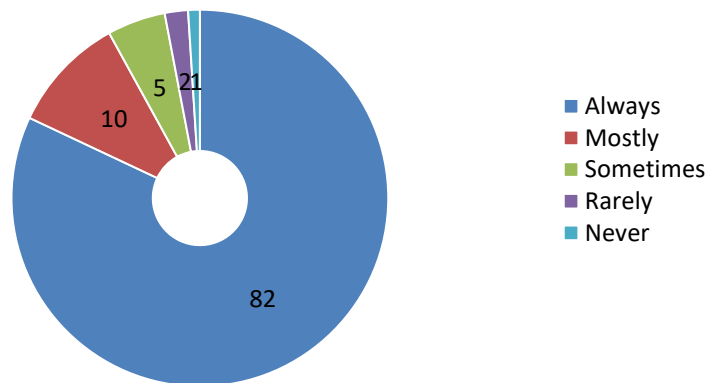
**13. The teachers identify your strengths and encourage you with providing right level of challenges**



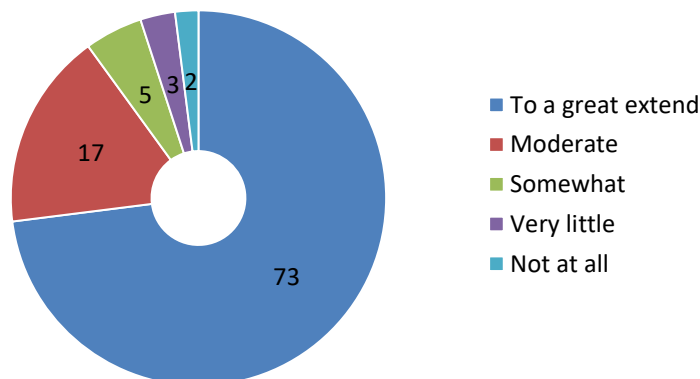
**14. Teachers are able to identify your weaknesses and help you to overcome them**



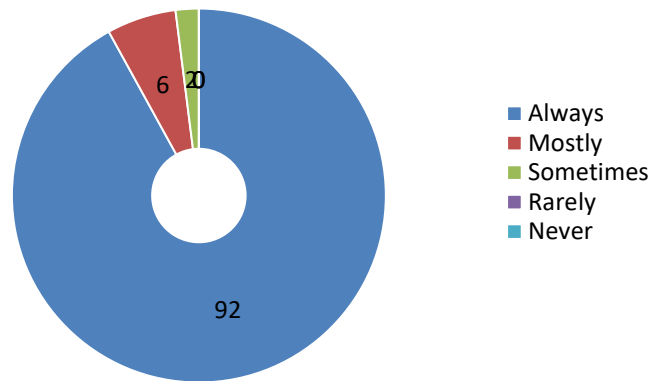
**15. The institution makes effort to engage students in the monitoring, review and continuous quality improvement of the teaching learning process**



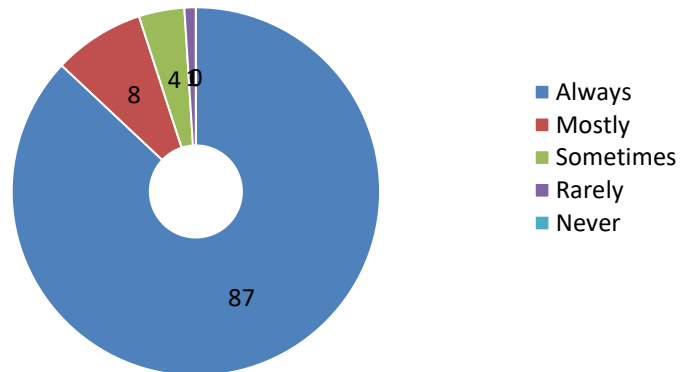
**16. The institute/ teachers use student centric methods, such as experiential learning, participative learning and problem solving methodologies for enhancing learning experiences**



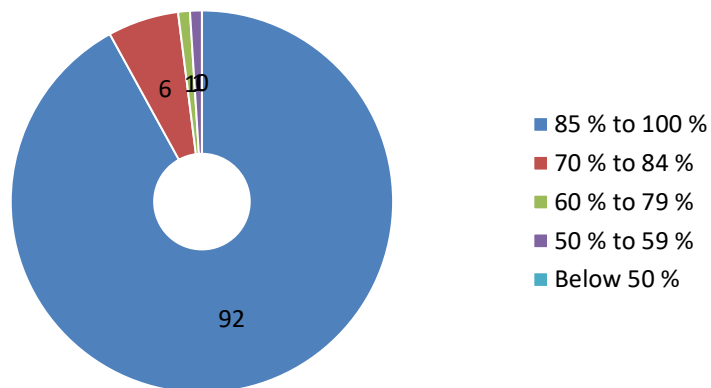
**17. Teachers encourage you to participate in extracurricular activities**



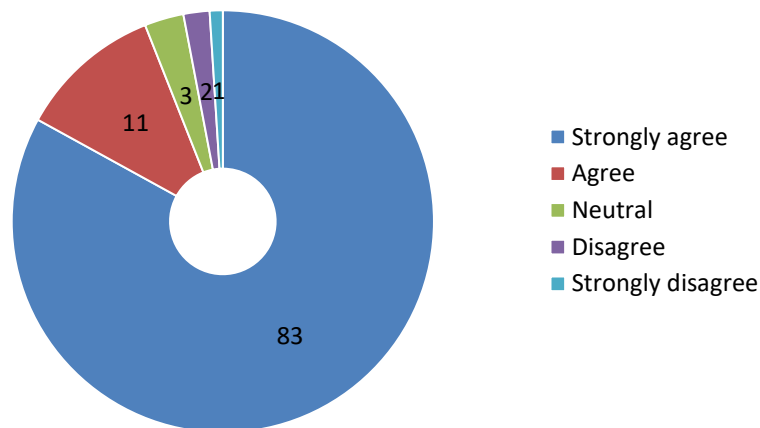
**18. Efforts are made by the institute/ teachers to inculcate soft skills, life skills and employability skills to make you ready for the world of work**



**19. What percentage of teachers use ICT tools such as LCD projector, Multimedia, etc. while teaching.**



**20. The overall quality of teaching-learning process in your institute is very good.**



**21. Any other suggestions**

- ✓ Enthusiastic teaching and learning skills
- ✓ Good practical and industrial exposure
- ✓ Best placement training
- ✓ Mentors' constant encouragement and motivation towards academic excellence
- ✓ Highly qualified and well-trained faculty
- ✓ UPSC and GATE coaching is going well
- ✓ Excellent infrastructure and we enjoy our campus environment
- ✓ Club activities and social campaigns are well planned
- ✓ Project expo can be arranged twice in a semester instead of once in a semester
- ✓ Industry based updated curriculum is very interesting to learn the skills

The teaching and learning process in the institute with the implementation of modern and distinctive pedagogical methods, could gain the satisfaction levels up to excellent. In overall, 83% students strongly agree with the statement that the quality of teaching-learning process in the institute is very good.